



# 2017 Q2 Report

For the 6 months ended March 31, 2017

## Table of Contents

<i>To Our Shareholders</i> . . . . .	1
<i>Management Discussion and Analysis</i> . . . . .	2
<i>2017 Q2 Financial Statements</i> . . . . .	8
<i>CSE Supplementary Information</i> . . . . .	14

## To Our Shareholders

### Return to Profitability

Glenbriar returned to profitability in the second quarter of 2017, posting \$78,440 of EBITDA after a difficult first quarter.

### Rights Offering

On February 17, 2017, Glenbriar announced a rights offering to shareholders of record as of February 21, 2017. A Rights Offering Notice was included with the meeting materials for the annual meeting. **If you have not received your Rights Offering Notice, please e-mail [proxy@glenbriar.com](mailto:proxy@glenbriar.com) or call me at (403) 450-7410.** You have been allocated 1 right for each share held, with 2 rights entitling you to purchase 1 Common Share for \$0.02 per share, with an additional subscription privilege to acquire additional shares at the same price. The rights are transferable and expire on May 20, 2017.

### Rebranding


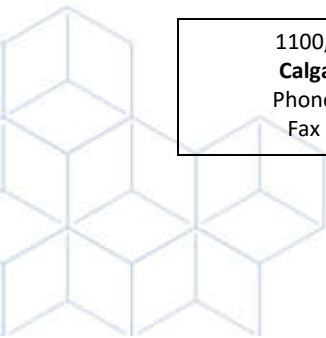
Glenbriar management has undertaken the initial phases of its marketing and sales initiative, which includes rebranding, a new website and updating of its services offerings.

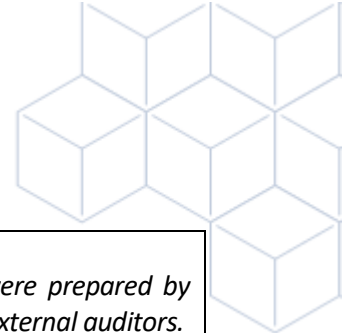
### Industry Trends

Glenbriar's commitments to redesign and redeploy its internal and external operations position us to respond to the disruptive changes to business computing that are underway in the Cloud, mobility and big data to ensure that we can keep our clients ahead of the technology curve.

*Robert Matheson*  
*President & CEO*

1100, 736 – 8 Ave SW <b>Calgary</b> , AB T2P 1H4 Phone (403) 233-7300 Fax (403) 234-7310	1687 Ingleton Ave <b>Burnaby</b> , BC V5C 4L8 Phone (604) 320-0155 Fax (604) 320-0157	100A Lodge Street <b>Waterloo</b> , ON N2J 2V6 Phone (519) 743-2444 Fax (519) 743-3656
---	--	---





#### **NOTICE TO READER**

*The unaudited interim financial statements and related management discussion and analysis were prepared by management and approved by the board of directors. They have not been reviewed by Glenbriar's external auditors.*

## **MANAGEMENT DISCUSSION AND ANALYSIS**

This information is given as of April 17, 2017 under NI Form 51-102F1. As of the date of this report, there are 48,421,510 Glenbriar voting common shares issued and outstanding. There is no other class or series of shares issued, and no warrants or options or other rights to acquire additional common shares outstanding. 48,421,510 rights are outstanding to acquire up to 24,210,755 common shares on or before May 20, 2017. See "Rights Offering" below.

### **Description of Business**

**Glenbriar Technologies Inc.** (CSE: GTI) is a leading provider of Cloud-enabled business technology solutions. From its offices in Calgary, Vancouver and Waterloo, Glenbriar's IT professionals and software developers design, manage and support solutions that include IT Services, Cloud Services, Unified Communications and Software Services.

Glenbriar's 2017 Annual Meeting was held in Calgary on April 6, 2017. All resolutions were approved as recommended by management by a positive vote of over 97%.

### **Rights Offering**

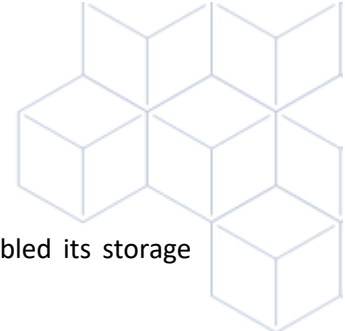
On February 17, 2017, Glenbriar announced a rights offering to shareholders of record as of February 21, 2017. Glenbriar issued 1 right for each share held. 2 rights entitles the holder to purchase 1 Common Share for \$0.02 per share, with an additional subscription privilege to obtain additional Common Shares at the same price per share. These additional shares represent shares not taken up by other rights holders under the basic subscription privilege, and will be allocated on a pro rata basis if the total issue is oversubscribed. No rights certificates are being issued, and the rights will not be listed or posted for trading. The rights are freely transferable. The shares issued upon exercise of the rights will trade on the Canadian Securities Exchange. The rights expire on May 20, 2017.

**A Rights Offering Notice was mailed to each shareholder on February 23, 2017. If you did not receive your Notice, please send an e-mail to [proxy@glenbriar.com](mailto:proxy@glenbriar.com) or contact Robert Matheson of Glenbriar at (403) 450-7410.** Additional details are available in the Rights Offering Circular filed on Glenbriar's profile on Sedar at [sedar.com](http://sedar.com), on the CSE website at [thecse.com](http://thecse.com), and on Glenbriar's website at [glenbriar.com](http://glenbriar.com).

### **Products & Services**

#### **Cloud Services**

Glenbriar has transferred its internal infrastructure to the Cloud infrastructure, and is migrating hosted clients and new Cloud hosted clients as well. By focusing on keeping the data in Canada, new hosting opportunities arise in industries that are sensitive to the location and storage of their data and intellectual property, such as



health care, financial services, technology innovation and natural resources. Glenbriar doubled its storage capacity to its Cloud data centre in 2016 to meet current and future demand.

As business technology moves from in-house infrastructure to the Cloud, using public, private or hybrid models, Glenbriar is transitioning its clients to optimize their Cloud strategy to fit their business growth, needs and outcomes to ensure the right mix of Cloud, on premise and hybrid solutions to fulfill their objectives.

Glenbriar is realigning its services for small business customers to transition them to a more Cloud-centric model. This allows the adoption of a broader range of clients and services. The downturn in the business cycle in Alberta has led to the bankruptcy or shutdown of a number of Glenbriar's customers in that province. It will take several quarters to replace this lost revenue.

### Managed Services

Cloud deployments, mobility functionality and managed services will continue to grow in enterprise environments, and bring with them the need for increased emphasis on security. Glenbriar has implemented several enhanced security measures to proactively increase protection for its clients and their data.

### Unified Communications

Glenbriar's Remote Facility Communications solution works over a fixed, wireless or satellite Internet connection, with all major brands of smartphones and wireless devices, and with all national cellphone carriers, making it available virtually anywhere. Typical payout for clients is less than one year for a huge increase in functionality.

### Software Services

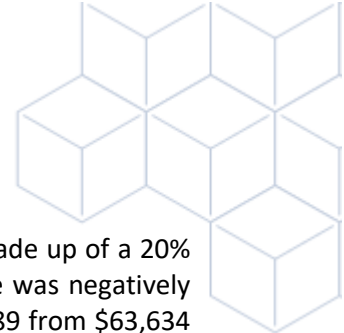
Glenbriar's MMS incorporates industry mandated EDI changes. A number of MMS clients are upgrading their server infrastructure to provide enhanced performance and functionality.

Glenbriar continues to develop its multivalued application database consulting and production line control products for manufacturers.

## Financial Review

### Selected Financial Information

Selected Quarterly Financial Information (\$)	Quarter ended							
	2017	2016				2015		
	Mar 31	Dec 31	Sep 30	Jun 30	Mar 31	Dec 31	Sep 30	Jun 30
Revenue	1,074,087	790,846	1,113,124	1,211,482	1,288,708	1,082,238	951,143	1,001,574
EBITDA	78,440	(96,261)	91,884	103,138	114,916	(45,435)	(847)	(65,039)
Income (loss) from operations	41,251	(133,450)	52,173	66,035	83,744	(64,326)	(28,149)	(70,039)
-per share (basic and diluted)	0.00	(0.00)	0.00	0.00	0.00	(0.00)	(0.00)	(0.00)
Net income (loss)	24,489	(157,601)	28,731	38,182	63,634	(86,763)	(104,244)	(83,729)
-per share (basic and diluted)	0.00	(0.00)	0.00	0.00	0.00	(0.00)	(0.00)	(0.00)



Revenue decreased 17% for the quarter ended March 31, 2017 from the prior year period, made up of a 20% decrease in services and an 11% decrease in equipment and software sales. Project revenue was negatively impacted by continued reduced economic activity in Alberta. Net income decreased to \$24,489 from \$63,634 for the prior year period, reflecting bankruptcies of a number of Alberta clients in the first 6 months of 2017. The second quarter of 2017 shows a strong recovery from the first quarter of 2017.

Glenbriar has not paid dividends and has no current intention of doing so.

### **Liquidity and Capital Resources**

As of March 31, 2017, Glenbriar had a working capital deficiency of \$408,357, a decrease from \$542,969 at September 30, 2016. This reduction reflects a \$241,800 increase in loans payable during the quarter, which is classified as non-current obligation. This increase was provided to assist with the transition away from the bank line and to provide additional liquidity over the coming year. Deferred revenue rose marginally to \$104,020 due normal business fluctuations. Deferred rent reflects rent-free allowances on the Calgary office lease. This amount is amortized over the term of the lease. Both deferred revenue and deferred rent are noncash items that do not impact liquidity over the short term.

The financial statements have been prepared on the basis that the Corporation will continue as a going concern. In order to continue as a going concern, the Corporation will need to generate positive cash flows from operations or obtain additional debt or equity financing. Whether and when the Corporation can generate sufficient operating cash flows to pay for its expenditures and settle its obligations as they fall due subsequent to March 31, 2017 is uncertain. These financial statements do not reflect the adjustments to the carrying values of assets and liabilities and the reported expenses and statement of financial position classifications that would be necessary were the going concern assumption inappropriate. These adjustments could be material.


Glenbriar extended the terms of its forbearance agreement with the bank in December 2016, with payments continuing at the rate of \$20,000 per month until April 20, 2017, with the balance due in May 2017. The bank holds the first secured charge over existing and after acquired property. The outstanding balance on March 31, 2017 was \$54,044, which is a reduction from \$292,000 in April 2016.

Loans payable at March 31, 2017 in the amount of \$586,800 (September 30, 2016 - \$345,000) consist of net advances from directors and an employee of the Corporation secured by a general security agreement which bear interest at the rate of interest charged on the bank indebtedness (note 5). The advances are repayable 12 months after the officers provide written request for payment. As at March 31, 2017, the holders had not requested payment, and consequently, the advances have been classified as non-current liabilities.

Finance leases of \$70,958 as of March 31, 2017 (original balance - \$202,370) were incurred to facilitate the new Cloud infrastructure. The equipment leases bear interest ranging between 12.33% and 16.52% annually and require blended monthly payments of interest and principal. The final payments are due between November 2017 and September 2018.

The financing loans of \$48,466 as of March 31, 2017 (original balance - \$99,388) relate to the purchase of two office operating systems. The financing loans are non-interest bearing and unsecured. The final payments are due on December 1, 2018 and February 1, 2019.

Glenbriar may be required to seek additional equity or debt financing, reduce its operations or to limit its growth in order to maintain liquidity. In addition, Glenbriar does not have adequate surplus capital on hand to pursue



its capital investment at an optimal rate, to establish and implement a robust marketing and sales programs, and to make strategic acquisitions. Accordingly, Glenbriar may reasonably be expected to issue additional equity or take on more debt in order to obtain the additional resources which it believes are necessary to enable it to seek to achieve the growth rates which are sought by investors and shareholders. If additional equity is issued, existing shareholders may experience dilution of their shareholdings. If additional debt is taken on, the business could be put at greater risk of not being able to survive downturns in business cycles, the loss of major accounts, or other negative events. Glenbriar will continue to take steps to improve its working capital position, which may include injection of capital, loans or renegotiation of credit facilities, but there is no assurance that these efforts will be successful.

Glenbriar's long-term financial commitments for office leases were as follows as of March 31, 2017:

	<u>\$</u>
2017	132,343
2018	217,253
2019	197,086
2020	197,086
2021	197,086
2022	65,695
Total	<u><u>1,006,549</u></u>

### Results from Operations

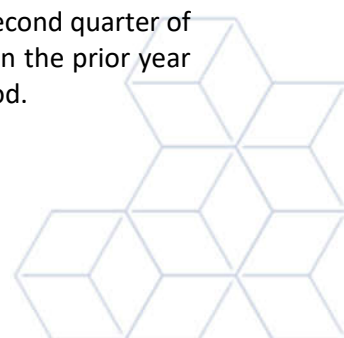

Net income decreased to \$24,489 from \$63,634 for the second quarter of fiscal 2017 from the similar 2016 period, while revenue decreased 17% over the same periods.


Managed services revenue includes all professional services and consulting revenue. Cost of services includes the salaries of those employees who directly earn managed services revenue. Margins on managed services are based on a comparison of managed services revenue to cost of services. Salaries for administrative and support staff are included in general and administrative expenses, while salaries for sales and marketing staff are included in sales and marketing expense.

Equipment and software revenue includes all revenue from the sale of those items, and cost of goods sold is made up of the cost of equipment and software sales. Both accounts include shipping and an allocation of salaries for procurement staff. Margins on equipment and software sales are based on a comparison of equipment and software revenue to cost of goods sold.

**Revenue.** Revenue decreased 17% for the quarter ended March 31, 2017 from the prior year period, made up of a 20% decrease in services and an 11% decrease in equipment and software sales. These changes reflect the continued reduced economic activity in Alberta, which reduces the number of projects and resulted in the loss of a number of clients due to bankruptcies.

**Expense.** Margins on managed services remained relatively steady at 44% in the second quarter of fiscal 2017 from 43% the prior year period. Margins on equipment and third party software sales decreased to 16% from 20% over the same periods. General and administrative operating expense fell by 13% in the second quarter of 2017 from the similar 2016 period, and remained relatively steady at 24% of sales from 23% in the prior year period. Sales and marketing expenses fell to 3% of sales in 2017 from 4% in the prior year period.





**Accounts receivable.** The balance for March 31, 2017 reflects 27 days of sales, which is down from 41 days for the first quarter and 28 days for year-end fiscal 2016.

**Accounts payable and accrued liabilities.** This account increased to \$685,120 at March 31, 2017 from \$631,395 at the end of fiscal 2016, but decreased from \$726,191 from the prior year period.

**Deferred revenue.** The balance of \$104,020 as of March 31, 2017 is up marginally from \$100,560 at year end 2016 due to normal business fluctuations. This is a noncash item.

### **Forward Looking Statements**

This MD&A may contain forward-looking statements. These forward-looking statements do not guarantee future events or performance and should not be relied upon. Actual outcomes may differ materially due to any number of factors and uncertainties, many of which are beyond Glenbriar's control. Some of these risks and uncertainties may be described in Glenbriar's corporate filings (posted at [www.sedar.com](http://www.sedar.com)). Glenbriar has no intention or obligation to update or revise any forward looking statements due to new information or events, except as required by securities legislation.

### **Risk Factors**

Glenbriar is in the information technology business, which is a rapidly changing and competitive environment. Glenbriar must stay abreast of several new technologies and be ready to quickly and effectively deploy them for its customers. Glenbriar serves the automotive, recreational, energy and mining sectors, all of which were challenged by the global recession and the effects of globalization on their business cycles. The pace of change keeps quickening, and Glenbriar and its clients must adapt promptly, but carefully, to choose the right technologies and strategies to optimize their business technology processes and infrastructure. The consumerization of end user devices, increased mobility, and changing workplaces will continue to place a heavy burden on businesses to remain secure and to keep their data safe but accessible. Glenbriar will have to continue to reliably identify, evaluate, optimize and support these new technologies for its clients in order to remain successful in the coming periods.

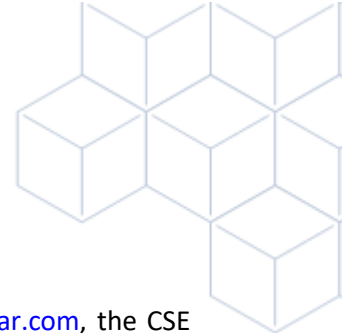
Glenbriar filed a statement of claim in Alberta Court of Queen's Bench in September 2015 against IT service providers and former senior managers and employees for breach of contract, fiduciary and various common law duties in connection with certain activities in 2014 and 2015. As of March 31, 2017, Glenbriar had settled the claim with all but one defendant.

### **Critical Accounting Estimates**

IFRS requires management to make estimates and assumptions that affect the reported amounts of assets and liabilities at the date of the financial statements and the reported amounts of revenue and expense during the reporting periods presented. Significant estimates include the assessment of recoverability of carrying values of Glenbriar's accounts receivable, software and other capital assets. Actual results will differ from the estimates.


### **Related Party Transactions**

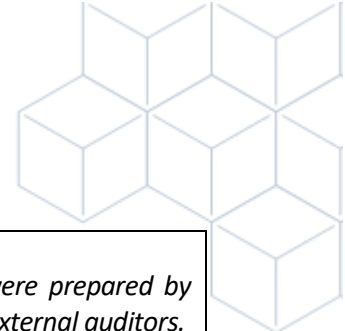
Management loan advances of \$586,800 as of March 31, 2017 are up from \$345,000 as at September 30, 2016. See "Liquidity and Capital Resources" above.



### **Additional Information**

Additional information about Glenbriar is available from Glenbriar's website at [www.glenbriar.com](http://www.glenbriar.com), the CSE website at [www.thecse.com](http://www.thecse.com), the Sedar website at [www.sedar.com](http://www.sedar.com), or by request from Glenbriar's head office at 1100, 736 – 8 Ave SW, Calgary, AB T2P 1H4 (Phone 403-233-7300 x117).





**NOTICE TO READER**

The unaudited interim financial statements and related management discussion and analysis were prepared by management and approved by the board of directors. They have not been reviewed by Glenbriar's external auditors.

**2017 Q2 FINANCIAL STATEMENTS**

**GLENBRIAR TECHNOLOGIES INC.**

**Interim Statements of Financial Position**

(Expressed in Canadian Dollars)

	<i>(unaudited)</i>	<i>(audited)</i>
	<b>March 31</b>	September 30
	<b>2017</b>	2016
	<b>\$</b>	<b>\$</b>
<b>ASSETS</b>		
<b>Current</b>		
Cash and cash equivalents (note 11)	127,148	59,859
Accounts receivable	342,931	362,124
Prepaid expenses	58,743	33,240
Total current assets	<b>528,822</b>	455,223
<b>Non-current</b>		
Property and equipment (note 4)	522,306	596,685
Total assets	<b>1,051,128</b>	1,051,908
<b>LIABILITIES</b>		
<b>Current</b>		
Bank indebtedness (note 5)	54,044	165,221
Accounts payable and accrued liabilities	685,120	631,395
Finance leases – current portion (note 7)	61,592	69,080
Finance loans – current portion (note 8)	26,432	25,965
Deferred revenue	104,020	100,560
Deferred rent – current portion	5,971	5,971
Total current liabilities	<b>937,179</b>	998,192
<b>Non-current</b>		
Loans payable (note 6)	586,800	345,000
Finance leases (note 7)	9,366	42,252
Finance loans (note 8)	22,034	34,619
Deferred rent	25,376	28,361
Total liabilities	<b>1,580,755</b>	1,448,424
<b>SHAREHOLDERS' EQUITY</b>		
Share capital (note 9)	4,279,555	4,279,555
Deficit	(4,809,182)	(4,676,071)
Total shareholders' equity	<b>(529,627)</b>	(396,516)
Total liabilities and shareholders' equity	<b>1,051,128</b>	1,051,908

The accompanying notes are an integral part of these financial statements.





**GLENBRIAR TECHNOLOGIES INC.**  
**Interim Statements of Income and Comprehensive Income**  
**(Expressed in Canadian Dollars) (unaudited)**

	6 months ended March 31		3 months ended March 31	
	2017	2016	2017	2016
	\$	\$	\$	\$
<b>Revenue</b>				
Managed information services	1,290,260	1,503,470	669,428	836,580
Equipment and software sales	570,665	865,658	402,578	451,037
Other income	4,009	1,817	2,081	1,091
<b>Gross revenue</b>	<b>1,864,934</b>	<b>2,370,945</b>	<b>1,074,087</b>	<b>1,288,708</b>
Cost of services	767,034	893,922	376,951	477,077
Cost of goods sold	479,692	732,969	337,795	362,353
<b>Gross profit</b>	<b>618,208</b>	<b>744,054</b>	<b>359,341</b>	<b>449,278</b>
<b>Other (income) expenses</b>				
General and administrative	570,593	589,307	253,453	291,878
Sales and marketing	61,377	91,760	27,906	48,283
Foreign exchange gain	4,057	(6,494)	(458)	(5,799)
<b>EBITDA</b>	<b>(17,819)</b>	<b>69,481</b>	<b>78,440</b>	<b>114,916</b>
Depreciation of property and equipment (note 4)	74,379	50,063	37,189	31,172
<b>Income from operations</b>	<b>(92,198)</b>	<b>19,418</b>	<b>41,251</b>	<b>83,744</b>
Finance expense	40,914	42,547	16,762	20,110
<b>Net (loss) income and comprehensive (loss) income</b>	<b>(133,112)</b>	<b>(23,129)</b>	<b>24,489</b>	<b>63,634</b>
<b>Net income per share</b>				
Basic and diluted	0.00	0.00	0.00	0.00
<b>Weighted average shares outstanding</b>				
Basic and diluted	48,421,510	48,421,510	48,421,510	48,421,510

The accompanying notes are an integral part of these financial statements.





**GLENBRIAR TECHNOLOGIES INC.**  
**Interim Statements of Changes in Equity**  
**(Expressed in Canadian Dollars) (unaudited)**

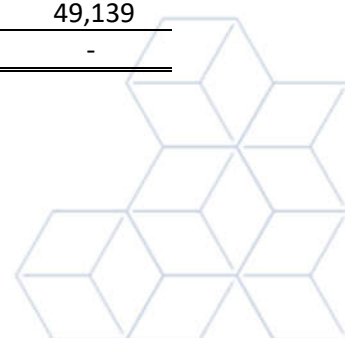
	<b>6 months ended Mar 31</b>	
	<b>2017</b>	<b>2016</b>
	<b>\$</b>	<b>\$</b>
<b>Common Shares</b>		
Balance, beginning and end of period	<b>4,279,555</b>	4,279,555
<b>Deficit</b>		
Balance, beginning of period	<b>(4,676,070)</b>	(4,719,855)
Net income for the period	<b>(133,112)</b>	(23,129)
<b>Balance, end of period</b>	<b>(4,809,182)</b>	(4,742,984)

**Interim Statements of Cash Flows**  
**(Expressed in Canadian Dollars) (unaudited)**

	<b>6 months ended Mar 31</b>	
	<b>2017</b>	<b>2016</b>
	<b>\$</b>	<b>\$</b>
<b>Cash flows related to the following activities</b>		
<b>Operating</b>		
Net loss	<b>(133,112)</b>	(23,129)
Adjustments for:		
Depreciation of property and equipment (note 4)	<b>74,379</b>	50,063
Deferred rent	<b>(2,985)</b>	(2,985)
	<b>(61,718)</b>	23,949
Changes in non-cash working capital (note 11)	<b>50,875</b>	(115,561)
Net cash provided by operating activities	<b>(10,843)</b>	(91,612)
<b>Financing</b>		
(Repayments) advances of bank indebtedness, net	<b>(111,176)</b>	100,056
(Repayments) advances of finance leases - net	<b>(40,374)</b>	(26,537)
Repayment of finance loans	<b>(12,118)</b>	(14,246)
Loans payable advances	<b>241,800</b>	-
Net cash provided by (used in) financing activities	<b>78,132</b>	59,273
<b>Investing</b>		
Capital expenditures	-	(16,800)
Net cash used in investing activities	-	(16,800)
Increase (decrease) in cash	<b>67,289</b>	(49,139)
Cash, beginning of period	<b>59,859</b>	49,139
<b>Net change and cash, end of period</b>	<b>127,148</b>	-

Supplementary cash flow information (note 11)

The accompanying notes are an integral part of these financial statements.





## Notes to Interim Financial Statements

### 1. BASIS OF PRESENTATION

These interim financial statements for Glenbriar Technologies Inc. (“Corporation”) have been prepared in accordance with IAS 34, Interim Financial Reporting. They do not include all disclosures that would otherwise be required in a complete set of financial statements and should be read in conjunction with the 2016 Annual Report.

### 2. SIGNIFICANT ACCOUNTING POLICIES

The preparation of interim financial statements in compliance with IAS 34 requires the use of certain critical accounting estimates. It also requires the Corporation’s management to exercise judgment in applying the Corporation’s accounting policies. The areas where significant judgments and estimates have been made in preparing the financial statements and their effect are disclosed in note 3. The Corporation applies the same accounting policies and methods of computation in its interim financial statements as in its 2016 annual financial statements.

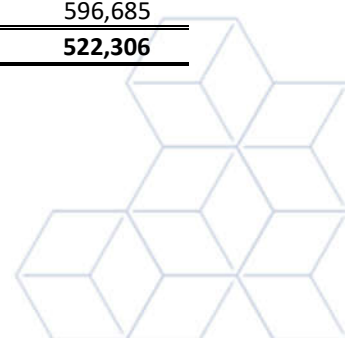
These financial statements have been prepared on the basis that the Corporation will continue as a going concern. As at March 31, 2017, the Corporation has negative working capital of \$408,357 and has a deficit of \$4,809,182. The Corporation incurred a net loss during the period ended March 31, 2017 of \$133,112. In addition, the Corporation was in default of a covenant on its credit facility (note 5). In order to continue as a going concern, the Corporation will need to generate positive cash flows from operations or obtain additional debt or equity financing. Whether and when the Corporation can generate sufficient operating cash flows to pay for its expenditures and settle its obligations as they fall due subsequent to March 31, 2017 is uncertain. These financial statements do not reflect the adjustments to the carrying values of assets and liabilities and the reported expenses and statement of financial position classifications that would be necessary were the going concern assumption inappropriate. These adjustments could be material.

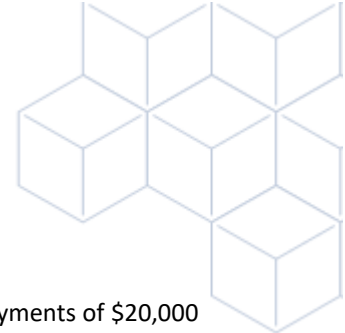
### 3. USE OF ESTIMATES AND JUDGMENTS

There have been no material revisions to the nature and amount of changes in estimates of amounts reported in these interim financial statements.

### 4. PROPERTY AND EQUIPMENT

	Computer Hardware \$	Office Operating Systems \$	Data Centre Equipment \$	Office Equipment \$	Total \$
<b>Cost</b>					
September 30, 2016	606,494	294,167	389,166	111,443	1,401,270
Additions	-	-	-	-	-
<b>March 31, 2017</b>	<b>606,494</b>	<b>294,167</b>	<b>389,166</b>	<b>111,443</b>	<b>1,401,270</b>
<b>Accumulated depreciation</b>					
September 30, 2016	571,566	78,443	51,196	103,380	804,585
Additions	5,238	29,418	38,916	807	74,379
<b>March 31, 2017</b>	<b>576,804</b>	<b>107,861</b>	<b>90,112</b>	<b>104,187</b>	<b>878,964</b>
<b>Net book value</b>					
September 30, 2016	34,928	215,724	337,970	8,063	596,685
<b>March 31, 2017</b>	<b>29,690</b>	<b>186,306</b>	<b>299,054</b>	<b>7,256</b>	<b>522,306</b>





## 5. BANK INDEBTEDNESS

The Corporation is repaying the Royal Bank of Canada under an agreement that provides for monthly payments of \$20,000 until April 2017, with the remaining balance due in May 2017. The balance outstanding as of March 31, 2017 was \$54,044.

## 6. LOANS PAYABLE

Loans payable at March 31, 2017 in the amount of \$586,800 (September 30, 2016 - \$345,000) consist of net advances from officers of the Corporation secured by a general security agreement which bear interest at the rate of interest charged on the bank indebtedness (note 5). The advances are repayable 12 months after the officers provide written request for payment. As at March 31, 2017, the officers had not requested payment, and consequently, the advances were classified as non-current liabilities.

## 7. FINANCE LEASES

Finance leases consisted of six equipment leases. The equipment leases bear interest ranging between 12.33% and 16.52% annually and require blended monthly payments of interest and principal. The final payments are due between November 2017 and September 2019.

Minimum lease payments related to the finance leases are as follows:

	Principal	Imputed interest	Minimum lease payments
2017	\$ 28,706	\$ 5,993	\$ 38,586
2018	34,446	3,110	37,556
2019	7,806	666	8,472
	<u>\$ 70,958</u>	<u>\$ 9,769</u>	<u>\$ 80,727</u>

## 8. FINANCE LOANS

The financing loans relate to the purchase of two office operating systems. The financing loans are non-interest bearing and unsecured. The final payments are due on December 1, 2018 and February 1, 2019. The payments on the financing loans are as follows:

2017	\$12,952
2018	26,484
2019	9,030
	<u>\$48,466</u>

## 9. SHARE CAPITAL

### a) Common shares issued and outstanding

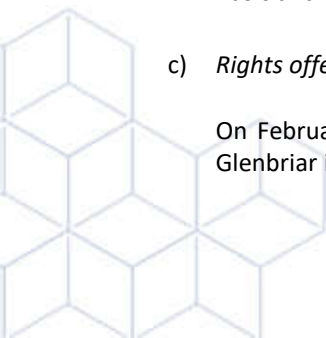
	Number of shares	Amount \$
Balance, March 31, 2017 and September 30, 2016	48,421,510	<u>4,279,555</u>

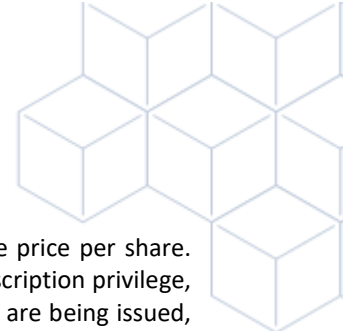
### b) Weighted average shares outstanding

	As at March 31	
	2017	2016
Basic and diluted	<u>48,421,510</u>	<u>48,421,510</u>

### c) Rights offering

On February 17, 2017, Glenbriar announced a rights offering to shareholders of record as of February 21, 2017. Glenbriar issued 1 right for each share held. 2 rights entitles the holder to purchase 1 Common Share for \$0.02 per





share, with an additional subscription privilege to obtain additional Common Shares at the same price per share. These additional shares represent shares not taken up by other rights holders under the basic subscription privilege, and will be allocated on a pro rata basis if the total issue is oversubscribed. No rights certificates are being issued, and the rights will not be listed or posted for trading. The rights are freely transferable. The shares issued upon exercise of the rights will trade on the Canadian Securities Exchange. The rights expire on May 20, 2017. There are currently 48,421,510 rights outstanding to purchase up to 24,210,755 common shares at \$0.02 per share on or before May 20, 2017.

#### 10. RELATED PARTY TRANSACTIONS

General and administrative expense includes remuneration of the key management personnel, which includes directors and officers of the Corporation.


#### 11. SUPPLEMENTARY CASH FLOW INFORMATION

Cash and cash equivalents at March 31 and September 30, 2016 were entirely comprised of cash on deposit.

Changes in non-cash working capital:

	<b>6 months ended Mar 31</b>	
	<b>2017</b>	<b>2016</b>
	<b>\$</b>	<b>\$</b>
Accounts receivable	<b>19,193</b>	(213,373)
Prepaid expenses	<b>(25,503)</b>	(666)
Accounts payable and accrued liabilities	<b>53,725</b>	99,684
Deferred revenue	<b>3,460</b>	(1,206)
Total	<b>50,875</b>	(115,561)
Cash interest paid	<b>40,914</b>	42,547





**CSE SUPPLEMENTARY INFORMATION**

<b>CSE ISSUER</b> Glenbriar Technologies Inc.	<b>TRADING SYMBOL</b> GTI	<b>NUMBER OF OUTSTANDING SECURITIES</b> 48,421,510	<b>DATE</b> April 6, 2017
--	------------------------------	---	------------------------------

**1. Related party transactions**

See “Related Party Transactions” in Management Discussion and Analysis and note 10 of Notes to Financial Statements.

**2. Securities issued and options granted during the period**

No shares were issued during the period. No options were issued, granted or expired during the period, and none are outstanding.

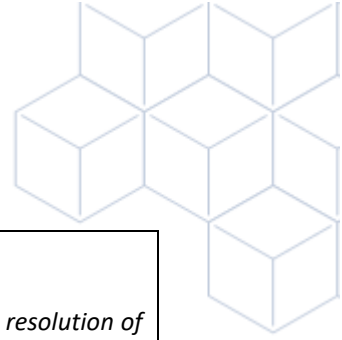
**3. Securities as of end of period**

	Number of Shares	Amount \$
Authorized		
Unlimited number of common shares		
Unlimited number of preferred shares of one or more series		
Issued		
Common shares	48,421,510	<u>4,279,555</u>

**4. Officers and directors as of the date of this report**

<u>Name</u>	<u>Position</u>
Robert D. Matheson	Chairman, President & CEO
Shankha Bhattacharyya	Controller & Acting CFO
Glenn F. H. Matheson	Vice-President, Unified Communications & Director
Christine Padaric	Vice-President, Human Resources & Software Services
Warren Berg	Vice-President, Information Technology
Craig Henderson	Director
James H. Ross	Director
Brian Tijman	Director

<b>ISSUER DETAILS</b>		
<b>NAME OF ISSUER</b> Glenbriar Technologies Inc.	<b>FOR QUARTER ENDED</b> 2017 03 31	<b>DATE OF REPORT</b> YY / MM / DD 17 04 06
<b>ISSUER ADDRESS</b> 1100, 736 – 8 Ave SW		
<b>CITY/PROVINCE/POSTAL CODE</b> Calgary AB T2P 1H4	<b>ISSUER FAX NO.</b> (403) 234-7310	<b>ISSUER PHONE NO.</b> (403) 233-7300 x117
<b>CONTACT NAME</b> Robert D. Matheson	<b>CONTACT POSITION</b> President	<b>CONTACT PHONE NO.</b> (403) 450-7410
<b>CONTACT E-MAIL ADDRESS</b> <a href="mailto:inquiries@glenbriar.com">inquiries@glenbriar.com</a>	<b>WEB SITE ADDRESS</b> glenbriar.com	



**CERTIFICATE OF COMPLIANCE**

*The undersigned hereby certifies that:*

- 1. The undersigned is a director and/or senior officer of the Issuer and has been duly authorized by a resolution of the board of directors of the Issuer to sign this Quarterly Listing Statement.*
- 2. As of the date hereof there is no material information concerning the Issuer which has not been publicly disclosed.*
- 3. The undersigned hereby certifies to CSE that the Issuer is in compliance with the requirements of applicable securities legislation (as such term is defined in National Instrument 14-101) and all CSE Requirements (as defined in CSE Policy 1).*
- 4. All of the information in this Form 5 Quarterly Listing Statement is true.*

<b>PRESIDENT'S SIGNATURE</b> "Robert Matheson"	<b>PRINT FULL NAME</b> Robert D. Matheson	<b>DATE OF REPORT</b> YY / MM / DD 17 04 06
---	--	---

